

This is a marketing communication.  
Factsheet | 30 November 2025

# Vanguard FTSE Developed World Common Contractual Fund

Institutional B GBP Hedged Accumulation Units - UK Life Ins. Co.  
Inception date: 29 July 2016

Total assets (million) £1,226 | Share class assets (million) £487 as at 30 November 2025

Minimum initial investment	ISIN	SEDOL	Bloomberg	Citi	MexID	SRRI*	Sector	Investment structure	Index ticker	Domicile	Settlement	Trading frequency (cut-off)
£30,000,000	IE00BRK94368	BRK9436	VGDWIGB	N740	VGXXD	5	U.K. All Companies	UCITS	GPVAN084	Ireland	T+2	Daily (11:00 Irish Time)

## Management Charges

Ongoing Charges Figure\* 0.27%

\*The Ongoing Charges Figure (OCF) covers administration, audit, depository, legal, registration and regulatory expenses incurred in respect of the Funds. When you invest with any fund manager, you pay a number of charges, starting with the Annual Management Charge (AMC) which covers the fund manager's costs of managing the fund. The AMC plus ongoing running costs and other operational expenses make up the fund's total 'ongoing charges figure'.

## Objectives and investment policy

- The Fund employs a passive management – or indexing – investment approach and seeks to track the performance of the the FTSE Developed Index (the "Index").
- The Index is comprised of large and mid cap sized company stocks in global developed markets.
- The Fund attempts to: 1. Replicate the Index by investing through physical acquisition in all, or substantially all, of the component securities of the Index, holding each in approximately the same proportion as the weighting of the Index. Where not practicable to fully replicate, the Fund will use the sampling process. 2. Remain fully invested except in extraordinary market, political or similar conditions.

## Investment manager

Vanguard Asset Management, Ltd.  
Europe Equity Index Team

# Vanguard FTSE Developed World Common Contractual Fund

Institutional B GBP Hedged Accumulation Units - UK Life Ins. Co.

## Performance summary

GBP—Vanguard FTSE Developed World Common Contractual Fund  
Benchmark — FTSE Developed Index in GBP

Annualised performance**	1 month	Quarter	Year to date	1 year	3 years	5 years	10 years	Since inception
Fund (Net of expenses)	0.28%	6.62%	19.23%	17.12%	18.84%	13.43%	—	12.10%
Benchmark	0.32%	6.77%	19.84%	17.75%	19.37%	13.92%	11.79%	12.55%

\*\*In this document the performance displayed for the Fund(s) and therefore relative performance to the benchmark index may be impacted by swing pricing. The NAV of a Fund may swing according to subscription/redemption activity so that transaction costs caused by these cashflows are not borne by the existing holders in a Fund. The benchmark index is not affected by swing pricing and therefore you may see tracking difference between the performance of the Fund and the benchmark.

Performance and Data is calculated on closing NAV as at 30 November 2025.

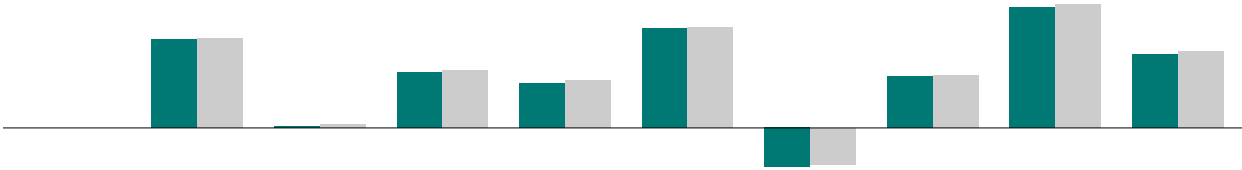
### Past performance is not a reliable indicator of future results.

Figures for periods of less than one year are cumulative returns. All other figures represent average annual returns. Performance figures include the reinvestment of all dividends and any capital gains distributions. The performance data does not take account of the commissions and costs incurred in the issue and redemption of shares. Basis of fund performance is NAV to NAV. Basis of index performance is total return. All performance is calculated in GBP, net of fees.

The Fund invests in securities which are denominated in currencies other than the share class currency. Movements in currency exchange rates can affect the return of investments. Currency hedging techniques are used to minimise the risks associated with movements in currency exchange rates but these risks cannot be eliminated entirely. As this information relates to a share class where such techniques are used, for the purposes of the "Past performance" section above, the performance of this share class is shown against the FTSE Developed Index in GBP (the "Hedged Index"), which is a currency hedged version of the Index.

Source: Vanguard

## Rolling 12-month performance



		01 Dec 2016	01 Dec 2017	01 Dec 2018	01 Dec 2019	01 Dec 2020	01 Dec 2021	01 Dec 2022	01 Dec 2023	01 Dec 2024
	—	30 Nov 2017	30 Nov 2018	30 Nov 2019	30 Nov 2020	30 Nov 2021	30 Nov 2022	30 Nov 2023	30 Nov 2024	30 Nov 2025
Fund (Net of expenses)	—	20.41%	0.37%	12.92%	10.36%	23.02%	-9.04%	12.01%	27.93%	17.12%
Benchmark	—	20.83%	0.77%	13.37%	10.94%	23.25%	-8.48%	12.22%	28.71%	17.75%

## Key investment risks

The value of equities and equity-related securities can be affected by daily stock market movements. Other influential factors include political, economic news, company earnings and significant corporate events. Currency hedging may not completely eliminate currency risk in the Fund, and may affect the performance of the Fund.

Liquidity risk. Lower liquidity means there are insufficient buyers or sellers to allow the Fund to sell or buy investments readily.

Counterparty risk. The insolvency of any institutions providing services such as safekeeping of assets or acting as counterparty to derivatives or other instruments, may expose the Fund to financial loss.

Index tracking risk. The Fund is not expected to track the performance of the Index at all times with perfect accuracy. The Fund is, however, expected to provide investment results that, before expenses, generally correspond to the price and yield performance of the Index.

Please also read the risk factors section in the prospectus and the Key Investor Information Document, both of which are available on the Vanguard website.

# Vanguard FTSE Developed World Common Contractual Fund

Institutional B GBP Hedged Accumulation Units - UK Life Ins. Co.

Data as at 30 November 2025 unless otherwise stated.

Characteristics	Fund	Benchmark
Number of stocks	1,971	1,985
Median market cap	£135.8B	£136.2B
Price/earnings ratio	23.8x	23.8x
Price/book ratio	3.5x	3.5x
Return on equity	19.2%	19.2%
Earnings growth rate	21.6%	21.5%
Turnover rate	-36%	—
Equity yield (dividend)	1.6%	1.6%
Quoted Historic Yield	1.22%	—

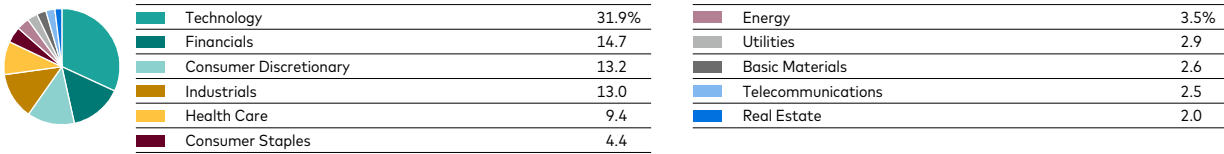
The PTR (Portfolio Turnover Rate) approach considers the total security purchases and sales, the total subscriptions and redemptions and the average net assets of the fund to calculate the turnover figure. Data as at 30 September 2025.

Top 10 holdings	
NVIDIA Corp.	5.0%
Apple Inc.	4.8
Microsoft Corp.	4.3
Alphabet Inc.	4.1
Amazon.com Inc.	2.6
Broadcom Inc.	2.2
Meta Platforms Inc.	1.7
Tesla Inc.	1.4
Berkshire Hathaway Inc.	1.1
Eli Lilly & Co.	1.0

Top 10 approximately equals 28.3% of net assets

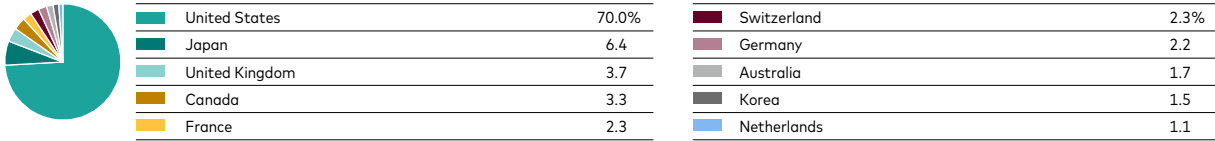
Data as at 30 November 2025

## Weighted exposure



Sector categories are based on the Industry Classification Benchmark system ("ICB"), except for the "Other" category (if applicable), which includes securities that have not been provided an ICB classification as of the effective reporting period.

## Market allocation



Source: Vanguard

## Glossary for fund characteristics

The fund characteristics section above contains a number of metrics that professional investors use to value individual stocks against a market or index average. These metrics can also be used to value and compare funds to the market by taking the average of all the stocks held in the fund and comparing them to those of the fund's benchmark index. We've provided a definition of the terms used for your convenience.

**Median market cap (capitalisation)** looks at all companies in a mutual fund portfolio and calculates the mid point market capitalisation. Market capitalisation represents the aggregate value of a company's stock.

**Price earnings ratio (P/E ratio)** of a stock is the price paid for a share divided by the annual profit earned by the firm per share. A stock with a price of £10 a share, and earnings last year of £1 a share, would have a P/E ratio of 10.

**Price book ratio** compares a stock's market value to its book value (the accounting value of a stock). It is calculated by dividing the current closing price of the stock by the latest quarter's book value per share.

**Return on equity** is a measure of a company's profitability that reveals how much profit a company generates with the money shareholders have invested.

**Earnings growth rate** is a measure of growth in a company's net income (what remains after subtracting all the costs from a company's revenues) over a specific period (often one year). Earnings growth can apply to previous periods or estimated data for future periods.

**Turnover rate** is the total value of sales and purchases of stocks by a fund, less any subscriptions and redemptions monies into or out of a fund, expressed as a percentage of the fund's average value, over a specified period (usually one year).

**Equity yield characteristics** reflects distributions declared over the past twelve months as a percentage of the mid-market unit price, as at the date shown. It does not include any preliminary charge and investors may be subject to tax on their distributions.

# Vanguard FTSE Developed World Common Contractual Fund

Institutional B GBP Hedged Accumulation Units - UK Life Ins. Co.

## Investment risk information

---

The value of investments, and the income from them, may fall or rise and investors may get back less than they invested.

Past performance is not a reliable indicator of future results.

Some funds invest in emerging markets which can be more volatile than more established markets. As a result the value of your investment may rise or fall.

Investments in smaller companies may be more volatile than investments in well-established blue chip companies.

The Funds may use derivatives in order to reduce risk or cost and/or generate extra income or growth. The use of derivatives could increase or reduce exposure to underlying assets and result in greater fluctuations of the Fund's net asset value. A derivative is a financial contract whose value is based on the value of a financial asset (such as a share, bond, or currency) or a market index.

For further information on risks, please see the 'Risk Factors' section of the prospectus on our website at <https://global.vanguard.com>.

## For more information contact your local sales team or:

Web: <http://global.vanguard.com>

Transfer agent (Europe): Tel. +353 1 242 5550

Client support: Tel. 0800 917 5508

Email: [enquiries@vanguard.co.uk](mailto:enquiries@vanguard.co.uk)

## Important information

**This is a marketing communication.**

**This document is directed at professional investors and should not be distributed to, or relied upon by retail investors.**

For further information on the fund's investment policies and risks, please refer to the prospectus of the UCITS and to the KIID before making any final investment decisions. The KIID for this fund is available, alongside the prospectus via Vanguard's website <https://global.vanguard.com/>.

This document is designed for use by, and is directed only at persons resident in the UK.

The information contained herein is not to be regarded as an offer to buy or sell or the solicitation of any offer to buy or sell securities in any jurisdiction where such an offer or solicitation is against the law, or to anyone to whom it is unlawful to make such an offer or solicitation, or if the person making the offer or solicitation is not qualified to do so. The information in this document is general in nature and does not constitute legal, tax, or investment advice. Potential investors are urged to consult their professional advisers on the implications of making an investment in, holding or disposing of [units/shares], and the receipt of distribution from any investment.

Vanguard Investments Common Contractual Fund has been authorised by the Central Bank of Ireland as a UCITS and has been registered for public distribution in the UK. Prospective investors are referred to the Fund's prospectus for further information. Prospective investors are also urged to consult their own professional advisers on the implications of making an investment in, and holding or disposing units of, and the receipt of distributions from a CCF or any other investment.

The Manager for Vanguard Investments Common Contractual Fund is Vanguard Group (Ireland) Limited. The distributor of Vanguard Investments Common Contractual Fund is Vanguard Asset Management, Limited.

The Manager of the Ireland-domiciled funds may determine to terminate any arrangements made for marketing the shares in one or more jurisdictions in accordance with the UCITS Directive, as may be amended from time to time.

For investors in Ireland-domiciled funds, a summary of investor rights can be obtained via

<https://www.ie.vanguard/content/dam/intl/europe/documents/en/vanguard-investors-rights-summary-irish-funds-jan22.pdf> and is available in English, German, French, Spanish, Dutch and Italian.

London Stock Exchange Group companies include FTSE International Limited ("FTSE"), Frank Russell Company ("Russell"), MTS Next Limited ("MTS"), and FTSE TMX Global Debt Capital Markets Inc. ("FTSE TMX"). All rights reserved. "FTSE", "Russell", "MTS", "FTSE TMX" and "FTSE Russell" and other service marks and trademarks related to the FTSE or Russell indexes are trademarks of the London Stock Exchange Group companies and are used by FTSE, MTS, FTSE TMX and Russell under licence. All information is provided for information purposes only. No responsibility or liability can be accepted by the London Stock Exchange Group companies nor its licensors for any errors or for any loss from use of this publication. Neither the London Stock Exchange Group companies nor any of its licensors make any claim, prediction, warranty or representation whatsoever, expressly or impliedly, either as to the results to be obtained from the use of the FTSE Indexes or the fitness or suitability of the Indexes for any particular purpose to which they might be put. The Industry Classification Benchmark ("ICB") is owned by FTSE. FTSE does not accept any liability to any person for any loss or damage arising out of any error or omission in the ICB.

SEDOL and SEDOL Masterfile® are registered trademarks of the London Stock Exchange Group PLC.

*SEDOL Data has been provided from the London Stock Exchange's SEDOL Masterfile®.*