

Fund factsheet

Vanguard LifeStrategy® Global 60% Equity Fund GBP Accumulation Shares As at 28 February 2026

Total fund assets: £51.2mn

Share class assets: £48.5mn

Investment objective and policy highlights

- The Fund seeks to provide a return on your investment (through an increase in the value of, and income received from, assets held by the Fund) within a pre-defined asset allocation over the long term (5 years or more).
- The Fund seeks to achieve its investment objective by investing at least 90% of its assets in a diversified portfolio of passive funds that seek to track the performance of an index.
- The pre-defined asset allocation will mean the Fund can invest in passive funds that, in turn, invest in either shares of companies or government and corporate bonds globally.

Fund performance

Annualised performance

%, GBP, net of OCF², as at 28 February 2026

	YTD	1m	3m	6m	1yr	3yrs	5yrs	10yrs	Since inc.
LifeStrategy Global 60% Equity Fund-Acc.	-	-	-	-	-	-	-	-	-

12-month return to:

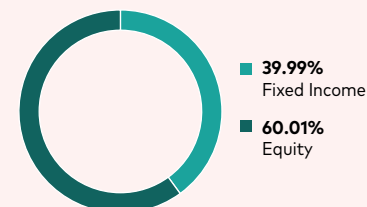
%, GBP, net of OCF²

	28 Feb 2017	28 Feb 2018	28 Feb 2019	28 Feb 2020	28 Feb 2021	28 Feb 2022	28 Feb 2023	28 Feb 2024	28 Feb 2025	28 Feb 2026
LifeStrategy Global 60% Equity Fund-Acc.	-	-	-	-	-	-	-	-	-	-
IA Mixed Investment 40-85% Shares	-	-	-	-	-	-	-	-	-	-

Regulations require a full 12-month track record before we can show performance. Performance will be shown after 22 January 2027.

Fund information

Asset allocation



Fund facts

Investment structure	NURS
Domicile	UK
UK Reporting Status	Yes
Inception date	22/01/2026
Use of income	Accumulating
ISA eligible	Yes
SRRI ¹	4
IA Sector	Mixed Investment 40-85% Shares

Fees

Ongoing Charges Figure (OCF²) 0.20%

Purchase information

ISIN	GB00BVPLDQ18
SEDOL	BVPLDQ1
Bloomberg ticker	VL60AGA
Base currency	GBP

Risk ratings³

Defaqto	5
Dynamic Planner	-
EValue (1-10, 15 years)	7
Finametrica	54-65
Oxford Risk (of 5)	3
Oxford Risk (of 7)	4

¹Synthetic Risk and Reward Indicator is used to indicate the level of risk of a NURS fund on a scale of 1 to 7, with 1 representing low risk and 7 representing high risk.

²The Ongoing Charges Figure (OCF) covers administration, audit, depository, legal, registration and regulatory expenses incurred in respect of the Funds. When you invest with any fund manager, you pay a number of charges, starting with the Annual Management Charge (AMC) which covers the fund manager's costs of managing the fund. The AMC plus ongoing running costs and other operational expenses make up the fund's total 'ongoing charges figure'.

³Defaqto data as at January 2026; EValue data as at Q1 2026; FinaMetrica data as at 24 February 2026; Oxford Risk data as at 6 January 2026.

Source: Vanguard (Data as of 28/02/2026)

This is directed at professional investors and should not be distributed to or relied upon by retail investors. This is designed for use by and is directed only at persons resident in the UK.

Fund factsheet (continued)

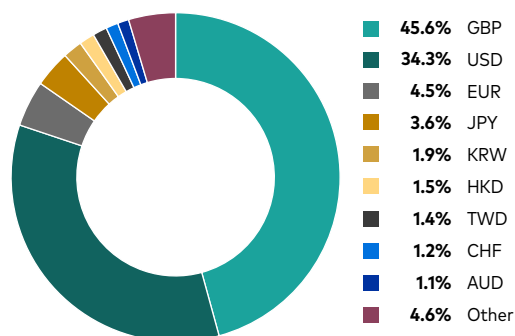
Vanguard LifeStrategy® Global 60% Equity Fund GBP Accumulation Shares As at 28 February 2026

Fund breakdowns

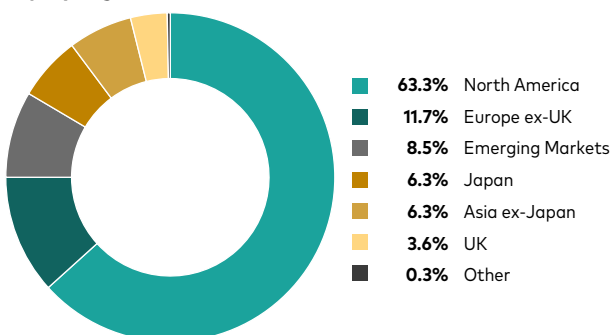
Breakdown of underlying funds

Equity allocation	(%)
Vanguard FTSE Developed World ex-U.K. Equity Index Fund	33.0
Vanguard U.S. Equity Index Fund	13.9
Vanguard Emerging Markets Stock Index Fund	6.2
Vanguard FTSE Developed Europe ex-U.K. Equity Index Fund	2.6
Vanguard FTSE U.K. All Share Index Unit Trust	2.2
Vanguard Japan Stock Index Fund	1.4
Vanguard Pacific ex-Japan Stock Index Fund	0.8
Fixed income allocation	
Vanguard Global Bond Index Fund	33.0
Vanguard U.S. Government Bond Index Fund	2.1
Vanguard Euro Government Bond Index Fund	1.6
Vanguard U.S. Investment Grade Credit Index Fund	1.6
Vanguard Euro Investment Grade Bond Index Fund	0.9
Vanguard Japan Government Bond Index Fund	0.4
Vanguard U.K. Government Bond Index Fund	0.4

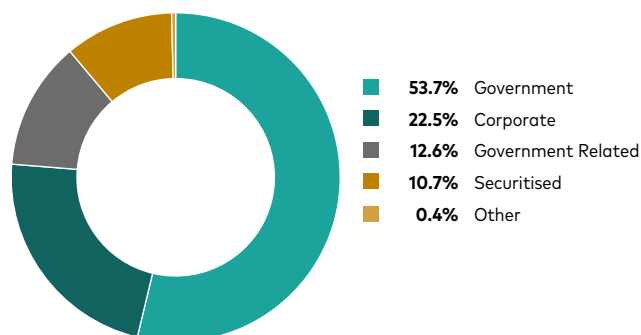
Fund currency breakdown



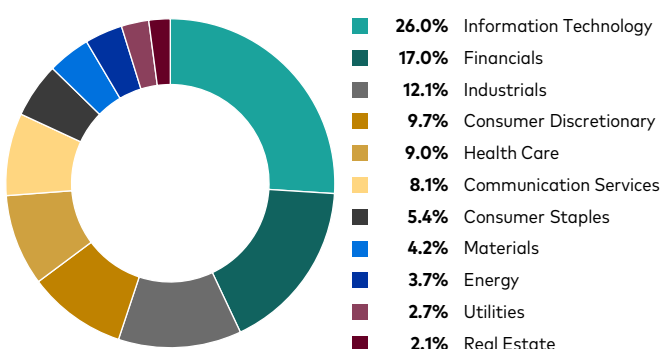
Equity regional breakdown



Fixed income Issuer breakdown¹



Equity sector breakdown



Fixed income quality breakdown



Equity characteristics²

Number of stocks	6,487
Median market cap (GBP mn)	96.60
Equity yield (%)	1.59
P/E ratio (x)	23.53

Fixed income characteristics³

Number of bonds	20,937
Yield-to-worst (%)	3.61
Duration (%)	6.26

Source: Vanguard (Data as of 28/02/2026)

¹ Issuer breakdown: Sovereign / Government includes Sovereign, Treasury. Government Related includes Provincials, Municipals, Agencies, Local Authority, Supranational. Corporate includes Financial Institutions, Industrials, Utilities. Securitised includes ABS, CMBS, Mortgage Backed Pass through.

² Calculated as the weighted average across the equity allocation.

³ Calculated as the weighted average across the bond allocation.

Note: Fund and asset class weights should add up to 100%; however, there may be differences due to rounding. Equity and fixed income breakdowns are provided on a look-through basis. Holdings are provided at the fund level.

This is directed at professional investors and should not be distributed to or relied upon by retail investors.

This is designed for use by and is directed only at persons resident in the UK.

Key investment risks

The value of equities and bonds can be affected by factors such as stock market movements, interest rates, credit spreads and volatility. Other driving factors include political, economic news, company earnings and significant corporate events. Movements in currency exchange rates can adversely affect the return of your investment.

Counterparty risk. The insolvency of any institutions providing services such as safekeeping of assets or acting as counterparty to derivatives or other instruments, may expose the Fund to financial loss.

Liquidity risk. Lower liquidity means there are insufficient buyers or sellers to allow the Fund to sell or buy investments readily. This

could cause the Fund to incur higher costs when buying or selling investments or could mean that the Fund is not able to buy or sell investments when it would like to do so.

Credit risk. The issuer of a financial asset held within the Fund may not pay income or repay capital to the Fund when due.

Inflation risk. The value of your investments may not be worth as much in the future due to changes in purchasing power resulting from inflation.

Use of derivatives. The use of derivatives could increase or reduce exposure to underlying assets and result in greater fluctuations of the Fund's net asset value.

Investment risk information

The value of investments, and the income from them, may fall or rise and investors may get back less than they invested.

Past performance is not a reliable indicator of future results.

Some funds invest in emerging markets which can be more volatile than more established markets. As a result the value of your investment may rise or fall.

Investments in smaller companies may be more volatile than investments in well-established blue chip companies.

The Vanguard LifeStrategy® Global Funds may invest in Exchange Traded Fund (ETF) shares.

ETF shares can be bought or sold only through a broker. Investing in ETFs entails stockbroker commission and a bid-offer spread which should be considered fully before investing.

Funds investing in fixed interest securities carry the risk of default on repayment and erosion of the capital value of your investment and the level of income may fluctuate. Movements in interest rates are likely to affect the capital value of fixed interest securities. Corporate bonds may provide higher yields but as such may carry greater credit risk increasing the risk of default on repayment and erosion of the capital value of your investment. The level of income may fluctuate and movements in interest rates are likely to affect the capital value of bonds.

The Funds may use derivatives in order to reduce risk or cost and/or generate extra income or growth. The use of derivatives could increase or reduce exposure to underlying assets and result in greater fluctuations of the Fund's net asset value. A derivative is a financial contract whose value is based on the value of a financial asset (such as a share, bond, or currency) or a market index.

For further information on risks please see the "Risk Factors" section of the prospectus on our website at <https://global.vanguard.com>.

Important information

This is directed at professional investors and should not be distributed to or relied upon by retail investors.

For further information on the fund's investment policies and risks, please refer to the prospectus of the NURS and to the KII before making any final investment decisions. The KII for this fund is available, alongside the prospectus via Vanguard's website <https://global.vanguard.com>.

This is designed for use by, and is directed only at, persons resident in the UK.

The information contained herein is not to be regarded as an offer to buy or sell or the solicitation of any offer to buy or sell securities in any jurisdiction where such an offer or solicitation is against the law, or to anyone to whom it is unlawful to make such an offer or solicitation, or if the person making the offer or solicitation is not qualified to do so. The information is general in nature and does not constitute legal, tax, or investment advice. Potential investors are urged to consult their professional advisers on the implications of making an investment in, holding or disposing of "units/shares", and the receipt of distribution from any investment.

The Authorised Corporate Director for Vanguard LifeStrategy Funds ICVC is Vanguard Investments UK, Limited. Vanguard Asset Management, Limited is a distributor of Vanguard LifeStrategy Funds ICVC.

For investors in UK domiciled funds, a summary of investor rights can be obtained via <https://www.vanguard.co.uk/content/dam/int/europe/documents/en/Vanguard-InvestorsRightsSummaryUKFUNDSJan22.pdf> and is available in English.

London Stock Exchange Group companies include FTSE International Limited ("FTSE"), Frank Russell Company ("Russell"), MTS Next Limited ("MTS"), and FTSE TMX Global Debt Capital Markets Inc. ("FTSE TMX"). All rights reserved. "FTSE®", "Russell®", "MTS®", "FTSE TMX®" and "FTSE Russell" and other service marks and trademarks related to the FTSE or Russell indexes are trademarks of the London Stock Exchange Group companies and are used by FTSE, MTS, FTSE TMX and Russell under licence. All information is provided for information purposes only. No responsibility or liability can be accepted by the London Stock Exchange Group companies nor its licensors for any errors or for any loss from use of this publication. Neither the London Stock Exchange Group companies nor any of its licensors make any claim, prediction, warranty or representation whatsoever, expressly or impliedly, either as to the results to be obtained from the use of the FTSE or Russell indexes or the fitness or suitability of the indexes for any particular purpose to which they might be put.

SEDOL and SEDOL Masterfile® are registered trademarks of the London Stock Exchange Group PLC. SEDOL Data has been provided from the London Stock Exchange's SEDOL Masterfile®

Issued by Vanguard Asset Management Limited, which is authorised and regulated in the UK by the Financial Conduct Authority.

© 2026 Vanguard Asset Management Limited. All rights reserved.

Reference number: 5206953

Connect with Vanguard®

global.vanguard.com

Vanguard®